

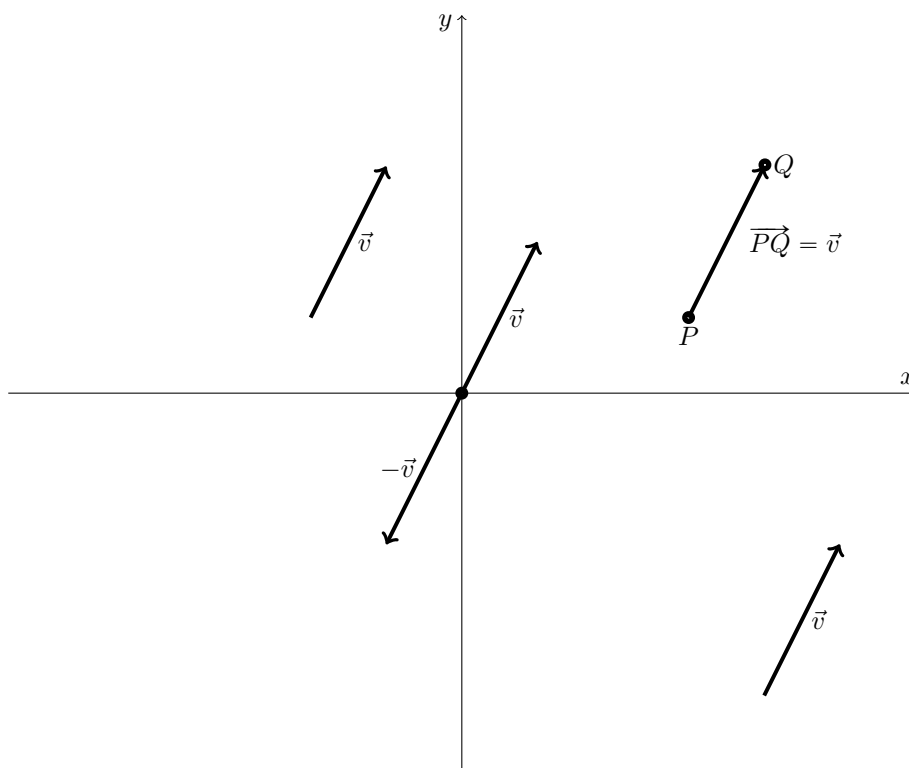
§ 12.2 Vectors

What is a vector?

A **vector** is an object with both _____ and _____, whereas a **scalar** has only _____.

Some examples of a scalar quantity are speed, energy, voltage, and distance, but we would use a vector to describe quantities like velocity, force, torque, and displacement, for example.

A vector \vec{v} is the same no matter where it starts and ends, so long as the magnitude and direction are equal. We typically call a vector a _____ if it starts at the origin.



We often write a vector with an arrow over a letter to distinguish a vector \vec{v} from a scalar v , but we also can talk about the vector between two points P and Q , denoted \vec{PQ} .

We may refer to a vector \vec{v} by its _____ as well, writing $\vec{v} = \langle x, y, z \rangle$. Using this notation will be helpful with computations and gives us another way to see how operations work with vectors. Also, a typical notation (especially in engineering) is to use $\hat{i} = \langle 1, 0, 0 \rangle$, $\hat{j} = \langle 0, 1, 0 \rangle$, and $\hat{k} = \langle 0, 0, 1 \rangle$. Using these conventions, we can write any vector $\vec{v} = \langle x, y, z \rangle$ as $\vec{v} = x\hat{i} + y\hat{j} + z\hat{k}$.

We can think of a point (x, y, z) as the position vector $\langle x, y, z \rangle$, which connects the origin to the point (x, y, z) . This will be helpful in future applications of vectors.

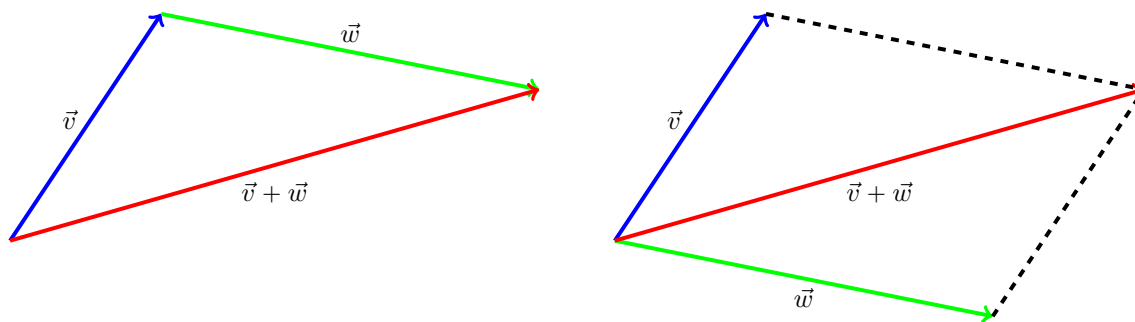
The _____ is a special vector has no magnitude and points in every direction, denoted by

$$\vec{0} = \langle 0, 0, 0 \rangle.$$

Note that for any vector \vec{v} , we have $\vec{v} + \vec{0} = \vec{0} + \vec{v} = \vec{v}$.

Addition of Vectors

We can add any two vectors either graphically or using their components. The following picture shows the two main methods for adding vectors graphically: the Tip-to-Tail Method and the Parallelogram Method:



We can also add two vectors using their component form. Say $\vec{a} = \langle a_1, a_2, a_3 \rangle$ and $\vec{b} = \langle b_1, b_2, b_3 \rangle$. Then

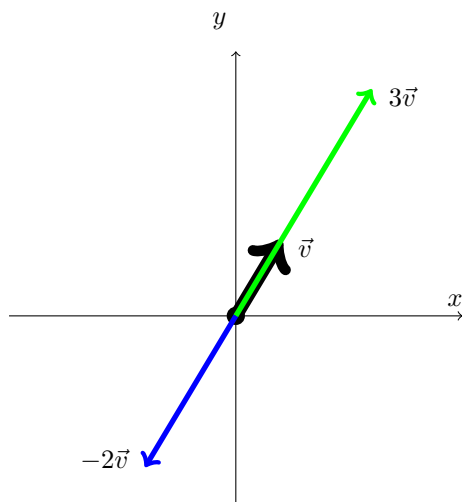
$$\vec{a} + \vec{b} = \langle a_1, a_2, a_3 \rangle + \langle b_1, b_2, b_3 \rangle = \langle a_1 + b_1, a_2 + b_2, a_3 + b_3 \rangle$$

For example, $\langle 1, -2, 1 \rangle + \langle 2, 0, 5 \rangle = \langle 3, -2, 6 \rangle$.

Example 1: Find the sum of the vectors $\vec{u} = \langle 3, 1 \rangle$ and $\vec{v} = \langle -1, 2 \rangle$ both graphically and by adding the components.

Scalar Multiplication

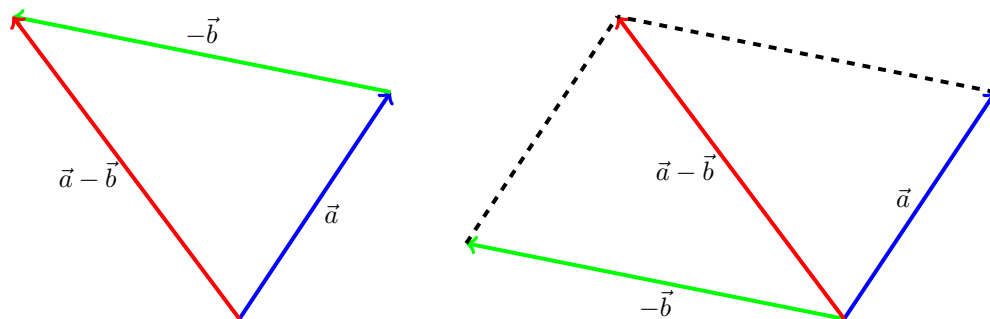
We can multiply a vector $\vec{v} = \langle x, y, z \rangle$ by any scalar c by $c\vec{v} = \langle cx, cy, cz \rangle$. If $c > 0$, the vector $c\vec{v}$ will point in the same direction as \vec{v} , but it will point in the opposite direction of \vec{v} if $c < 0$.



Subtraction of Vectors

Now that we have defined addition and scalar multiplication of vectors, we can define subtraction. We define subtraction via

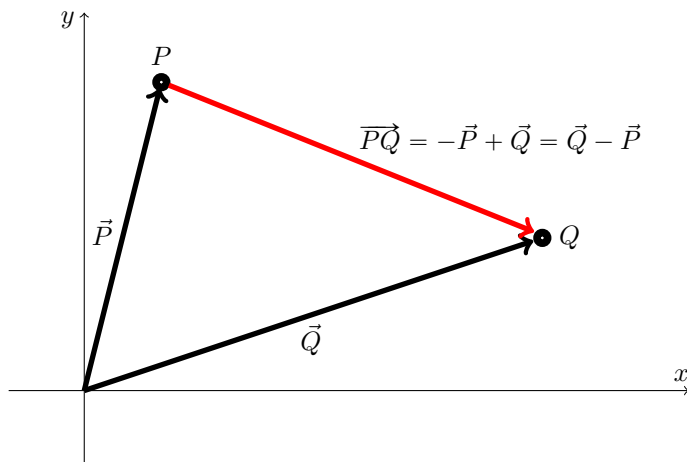
$$\vec{a} - \vec{b} = \vec{a} + (-\vec{b})$$



Example 2: If $\vec{a} = \langle 2, 2 \rangle$ and $\vec{b} = \langle 0, 1 \rangle$, find $2\vec{a} - 3\vec{b}$. Sketch this sum graphically as well.

Vectors Between Points

Given two points P and Q , we often want to find the vector from P to Q , denoted \overrightarrow{PQ} .



If we know the components of the points involved, then we can compute the components of the vector \overrightarrow{PQ} . For example, if we want the vector from $P(1, 3, -1)$ to $Q(-2, 0, 3)$, then we compute

$$\overrightarrow{PQ} = \vec{Q} - \vec{P} = \langle -2 - 1, 0 - 3, 3 - (-1) \rangle = \langle -3, -3, 4 \rangle.$$

Example 3: Find the vector that starts at the point $P(0, 3, -5)$ and ends at $Q(-2, -1, 3)$.

Magnitude of a Vector

For a vector \vec{v} , we denote its magnitude (length) by $|\vec{v}|$. If $\vec{v} = \langle x, y, z \rangle$, then

$$|\vec{v}| = \sqrt{x^2 + y^2 + z^2},$$

which is the distance from the origin to the point (x, y, z) .

Example 4: Find the lengths of the vectors $\vec{a} = \langle 1, 4, -2 \rangle$, $\vec{b} = \langle 2, -3, -1 \rangle$, and $\vec{a} + \vec{b}$.

We say that a vector \vec{u} is a _____ if it has length 1, that is, $|\vec{u}| = 1$. For any vector \vec{v} , we can always find a unit vector in the same direction by taking

$$\vec{u} = \frac{\vec{v}}{|\vec{v}|}.$$

Unit vectors are important in many applications. Note that if $\vec{u} = \langle x, y \rangle$ is a unit vector, then the point (x, y) lies on the unit circle $x^2 + y^2 = 1$.

Example 5: Given the vector $\vec{v} = \langle 1, -3, 4 \rangle$, find a unit length vector with the same direction as \vec{v} and another that has the opposite direction.